

PS48401

Single channel Programmable PXI Power Supply

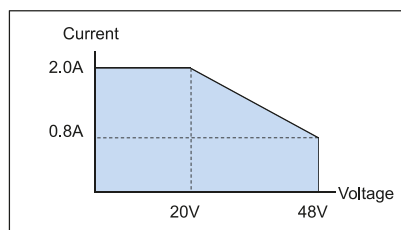


PXI™

Features

- 0-48VDC / 2A / 40W max.
- Isolated output
- No external power source required
- High accuracy / low noise output voltage
- Programmable Current Limit
- 16 Bit Read Back of Output Voltage / Current
- 2-slot width, PXI / cPCI Instrument
- Programmable sequencer
- LabVIEW and LabWindows/CVI (VXIplug&play compatible) drivers included

The PS48401 is a Programmable DC Power supply in a 2-slot PXI / cPCI form factor. Featuring a fully isolated output capable of providing 0-48VDC / 2A / 40W. It offers a programmable current limit and the ability to measure the output voltage and current under software or trigger control. Both the output voltage and current can



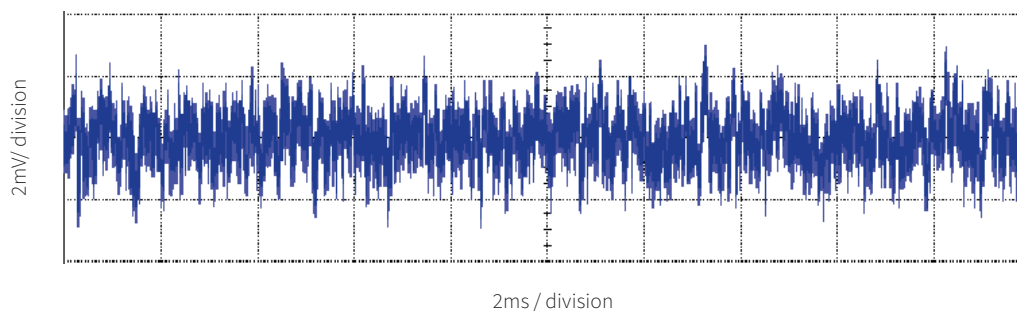
Safe operating area

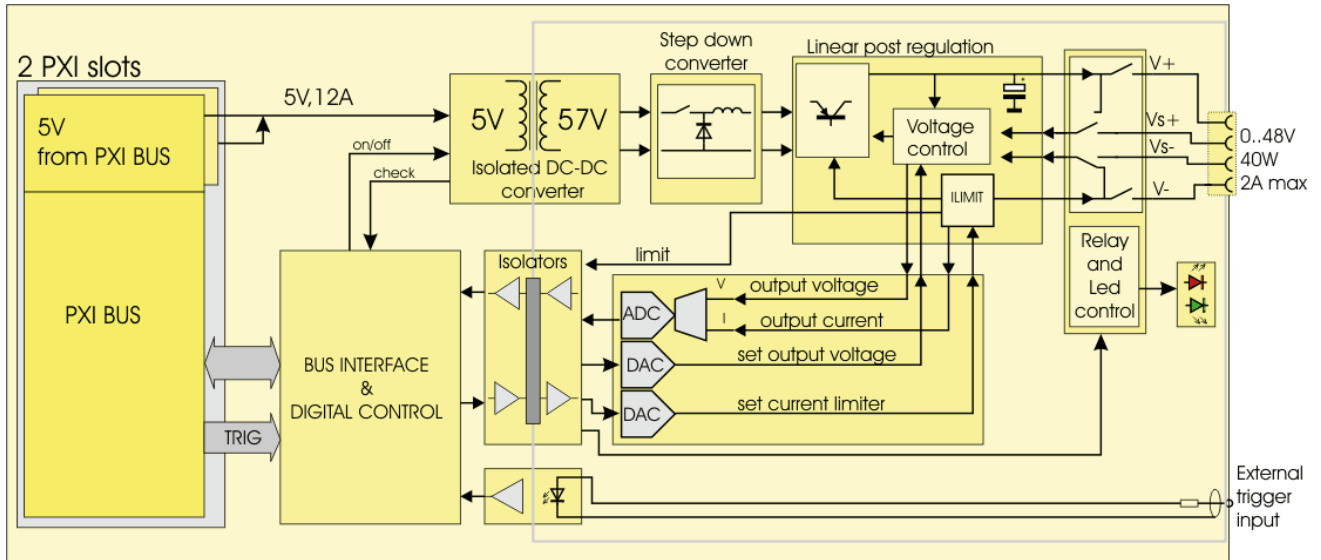
be updated under trigger control and an on-board memory allows for storage of voltage and current limit sequencing and measured results.

Special functions

- Measure output voltage or current, software controlled.
- Measure output voltage or current, external trigger controlled.
- Update output voltage and current limit, external trigger controlled.
- Sequence above functions and store measured values into on-board memory

Output noise at 17V / 2A (BW DC-1MHz)





Block diagram

Technical Specifications

Output Voltage	0 to 48V
Voltage setting resolution	0.74mV
Voltage setting accuracy	±0.2% of programmed value ±25mV
Load regulation	0.1% of programmed value + 5mV (10 to 90% load change)
Output current	2A max. above 20V linearly de-rating to 0.8A (40W max.)
Current limit resolution	35µA
Current limit accuracy	0.5% of programmed value ±10mA
Sense line regulation area	0.5V (sum of both sense lines)
Output ripple (typical)	1.5mVrms, 6mVpp (Full load, BW = DC - 1MHz)
Voltage Read back resolution	0.74mV
Voltage Read back accuracy	±0.1%reading ±10mV
Current read back resolution	35µA
Current read back accuracy	±0.2%reading ±5mA

Memory Depth	16k
Rise time	1Volt/ms (typical at full load)
Trigger input	Floating opto-coupler input (220 Ohm in series with a diode)
Trigger level	4.0V - 12V (approx. 10mA - 50mA)
Minimum trigger pulse low / high time	20µs
Maximum sequencing frequency	10kHz
Sequence memory depth	16384 readings
Voltage to chassis (any pin)	60VDC (safety limit, design breakdown voltage > 250VDC)
Insulation resistance	> 100MOhm
Backplane 5V under-voltage lockout	4.65V
Backplane 12V under-voltage lockout	11.3V
Operating temperature	0°C to 50°C